



Kamilah Campbell
INTRODUCTION TO HUMANITIES(ONL) (HUMA1301 43221S)

BC Survey - Results 2022 Fall (16-Week - 221S), INTRODUCTION TO

Dear Instructor,

Below are the 2022 Fall (16-Week - 221S) survey results for "INTRODUCTION TO HUMANITIES(ONL) (HUMA1301 43221S)".

The overall indicator is listed first.

The second part of the analysis lists the average values of all individual questions.

Comments are listed at the report's end.

If you have any further questions, please reach out to a member of PIER.

Best regards,

Robert Wood
Assistant Research Analyst
Brazosport College
500 College Drive
Lake Jackson, TX 77566
(979)-230-3189
robert.wood@brazosport.edu

Kamilah Campbell
2022 Fall (16-Week - 221S)
INTRODUCTION TO HUMANITIES(ONL) (HUMA1301 43221S)
No. of responses = 1



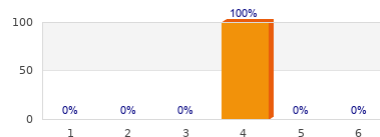
Survey Results

3. Level of Agreeance:

| | | | | |
|---|-------------------|---|-----|--------------------------------|
| 3.1) Instructions for course activities and assignments were clear. | strongly disagree | <p>Bar chart showing 100% of responses at level 3 (strongly disagree). The x-axis represents levels 1 to 6, and the y-axis represents percentage from 0 to 100.</p> | N/A | n=1 av.=3 md=3 dev.=0 |
| 3.2) The workload in this course was well distributed throughout the term. | strongly disagree | <p>Bar chart showing 100% of responses at level 5 (strongly disagree). The x-axis represents levels 1 to 6, and the y-axis represents percentage from 0 to 100.</p> | N/A | n=1 av.=5 md=5 dev.=0 |
| 3.3) The course was delivered as outlined in the syllabus. | strongly disagree | <p>Bar chart showing 100% of responses at level 5 (strongly disagree). The x-axis represents levels 1 to 6, and the y-axis represents percentage from 0 to 100.</p> | N/A | n=1 av.=5 md=5 dev.=0 |
| 3.4) Assessments/exams were based on material covered in assignments, readings, lectures, videos, group activities, etc. | strongly disagree | <p>Bar chart showing 100% of responses at level 3 (strongly disagree). The x-axis represents levels 1 to 6, and the y-axis represents percentage from 0 to 100.</p> | N/A | n=1 av.=3 md=3 dev.=0 |
| 3.5) The instructor made learning relevant to my field of study, career, or degree. | strongly disagree | <p>Bar chart showing 100% of responses at level 3 (strongly disagree). The x-axis represents levels 1 to 6, and the y-axis represents percentage from 0 to 100.</p> | N/A | n=1 av.=3 md=3 dev.=0 |
| 3.6) The instructor used a variety of instructional methods (examples: group discussions, student presentations, student activities, lab activities, online discussions, video assignments, case studies, etc.) | strongly disagree | <p>Bar chart showing 100% of responses at level 4 (strongly disagree). The x-axis represents levels 1 to 6, and the y-axis represents percentage from 0 to 100.</p> | N/A | n=1 av.=4 md=4 dev.=0 |
| 3.7) The instructor provided timely feedback on my assignments. | strongly disagree | <p>Bar chart showing 100% of responses at level 3 (strongly disagree). The x-axis represents levels 1 to 6, and the y-axis represents percentage from 0 to 100.</p> | N/A | n=1 av.=3 md=3 dev.=0 |
| 3.8) The instructor exhibited professional behavior, treated students respectfully, and used appropriate language during class. | strongly disagree | <p>Bar chart showing 100% of responses at level 4 (strongly disagree). The x-axis represents levels 1 to 6, and the y-axis represents percentage from 0 to 100.</p> | N/A | n=1 av.=4 md=4 dev.=0 |

3.9) The instructor provided grades within the stated timeframe.

strongly disagree

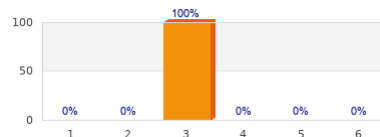


N/A

n=1
av.=4
md=4
dev.=0

3.10) The instructor was accessible to answer questions and explain material outside of class according to office hours.

strongly disagree



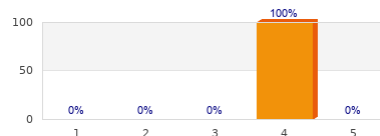
N/A

n=1
av.=3
md=3
dev.=0

4. Overall Satisfaction With This Course:

4.1) Please rate your overall satisfaction with the learning experience in this course.

Very Dissatisfied



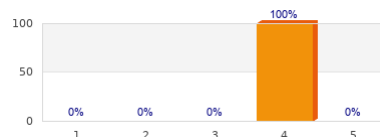
Very Satisfied

n=1
av.=4
md=4
dev.=0

5. Course Recommendation:

5.1) How likely are you to recommend this course with this instructor to a friend?

Very Unlikely



Very Likely

n=1
av.=4
md=4
dev.=0

7. Student Demographics:

7.1) How many credits have you completed toward your degree or certificate?

0 - 30 completed credits 100%

31 - 60 completed credits 0%

61 - 90 completed credits 0%

91 + completed credits 0%

n=1

7.2) This course is instructed as:

a face-to-face course 0%

a hybrid/blended course (a combination of face-to-face and online instruction) 0%

an online synchronous (students are required to participate online at a specific time) 0%

an online asynchronous (students view course materials at any time) 100%

n=1

7.3) This term I am currently enrolled in:

5 or less credit hours 0%


6 - 8 credit hours 0%

9 - 11 credit hours 0%


12 or more credit hours 100%

n=1

7.4) My current major is:



7.5) I am currently a high school student taking college courses.



Comments Report

6. Open Response:

6.1) What are the strengths of this course?

- It's a very easy course and it allows you to go at your own pace. The workload isn't very heavy which is nice since I have other classes as well.

6.2) What changes would you recommend that would improve this course?

- None

6.3) Any further, constructive comments?

- No